

Sonesse® 40

The new standard for motorised blinds



Main characteristics

- > Quiet operation mains powered motor
- > 2 versions available:
 - **Sonesse® 40 RTS:** 230Vac mains powered with integral RTS radio receiver and electronic limit switch unit
 - **Sonesse® 40 WT:** 230Vac hard wired control with progressive limit switch unit
- > Sonesse 40 RTS directly compatible with Modulis 'scroll wheel' functionality
- > Standard round head compatible with all LS/Altus 40 accessories
- > New crown and drive wheel adapters for 40mm round/octagonal tube to optimise acoustic quality
- > Same assembly process as the LS/Altus 40 motor range

Applications



ROLLER
BLINDS



ROMAN
BLINDS



PLEATED
AND CELLULAR
BLINDS



VENETIAN
BLINDS



PROJECTION
SCREENS

Technologies



Certifications

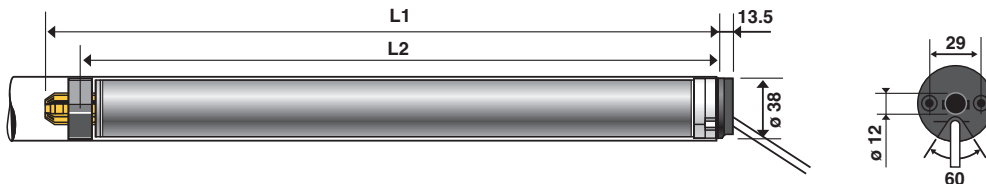


HOME MOTION by
somfy®

Technical features

Characteristics

Supply	AC	Temperature working range	0°C to 60°C
Index protection rating	IP 44	Insulation class	Class II
Limit switch unit	Progressive or Electronic		



Technical data

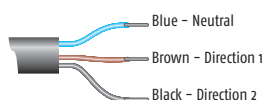
Nominal voltage	230 V / 50 Hz					
Torque	3 Nm		6 Nm		9 Nm	
Speed	30 rpm		20 rpm		12 rpm	
Limit switch unit	Progressive	Electronic (RTS)	Progressive	Electronic (RTS)	Progressive	Electronic (RTS)
Radio frequency		433.42 MHz		433.42 MHz		433.42 MHz

Dimensions

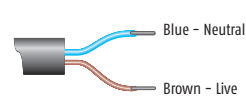
L1 (in mm)	462	504	494	535	494	535
L2 (in mm)	441	480	473	511	473	511

Supply cable

Hard wired
230 V / 50 Hz
3 core



RTS
230 V / 50 Hz
2 core



The Sonesse 40 motor range is Class II rated - No earth wire required.